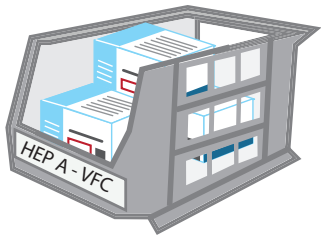


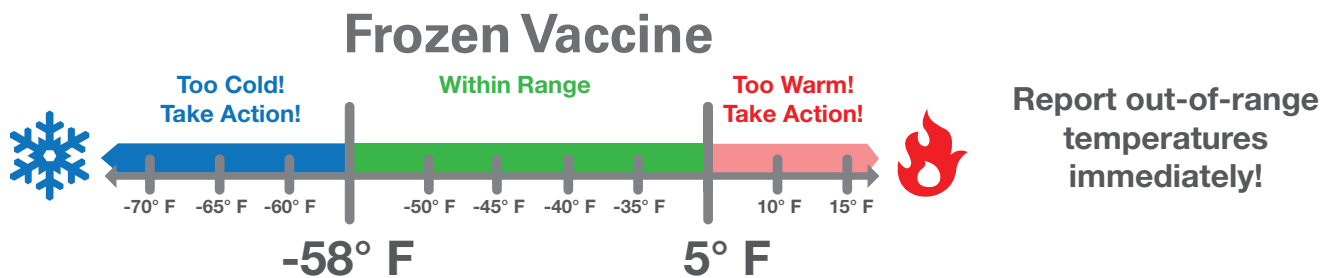
# Storage Best Practices for **Frozen Vaccines–Fahrenheit (F)**

## 1 Unpack vaccines immediately

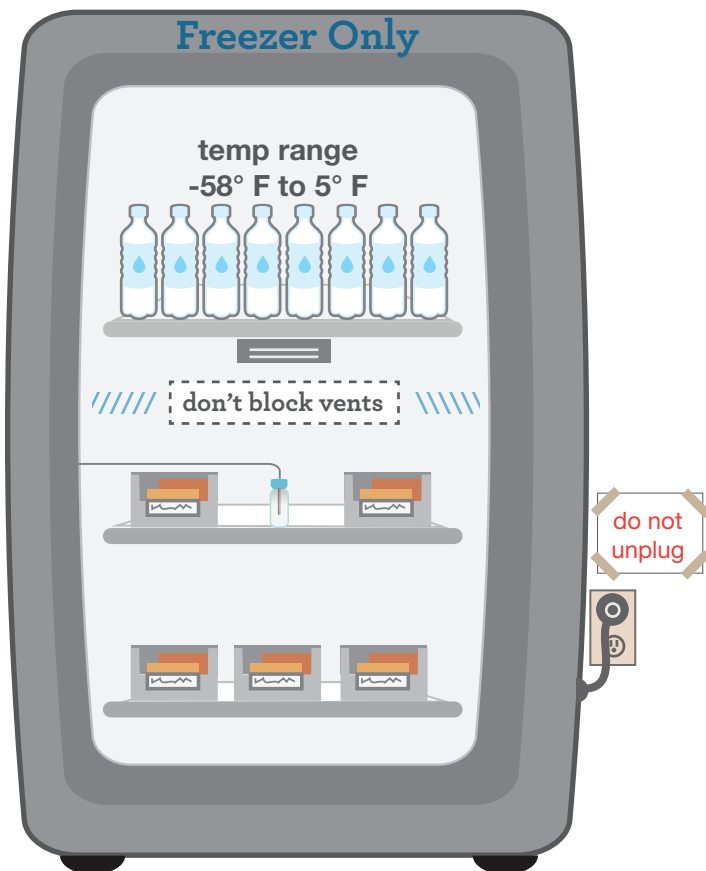


1. Place the vaccines in trays or uncovered containers for proper air flow.
2. Put vaccines that are first to expire in front.
3. Keep vaccines in original boxes with lids closed to prevent exposure to light.
4. Separate and label vaccines by type and public (VFC) or private.

## 2 Thermostat should be at the factory-set or midpoint temperature setting



## 3 Use vaccine storage best practices



### DO

- ✓ Do make sure the freezer door is closed!
- ✓ Do use water bottles to help maintain consistent temperature.
- ✓ Do leave 2 to 3 inches between vaccine containers and freezer walls.
- ✓ Do post "Do Not Unplug" signs on freezer and by electrical outlet.

### DON'T

- ✗ Don't use dormitory-style refrigerator/freezer.
- ✗ Don't use combo refrigerator/freezer unit.
- ✗ Don't put food in freezer.
- ✗ Don't store vaccines on shelves in freezer door.



U.S. Department of  
Health and Human Services  
Centers for Disease  
Control and Prevention

Distributed by

Visit [www.cdc.gov/vaccines/SandH](http://www.cdc.gov/vaccines/SandH)  
or contact your state health department for  
more information.

CS243541-D Revision March 2017