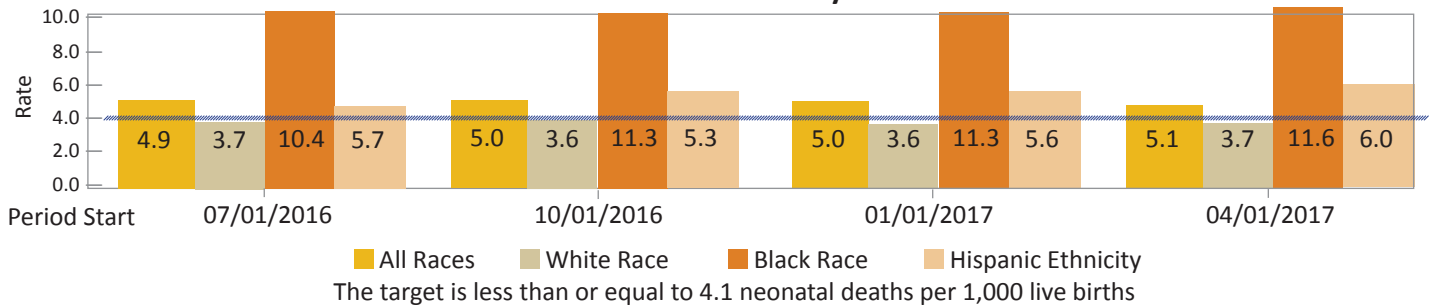


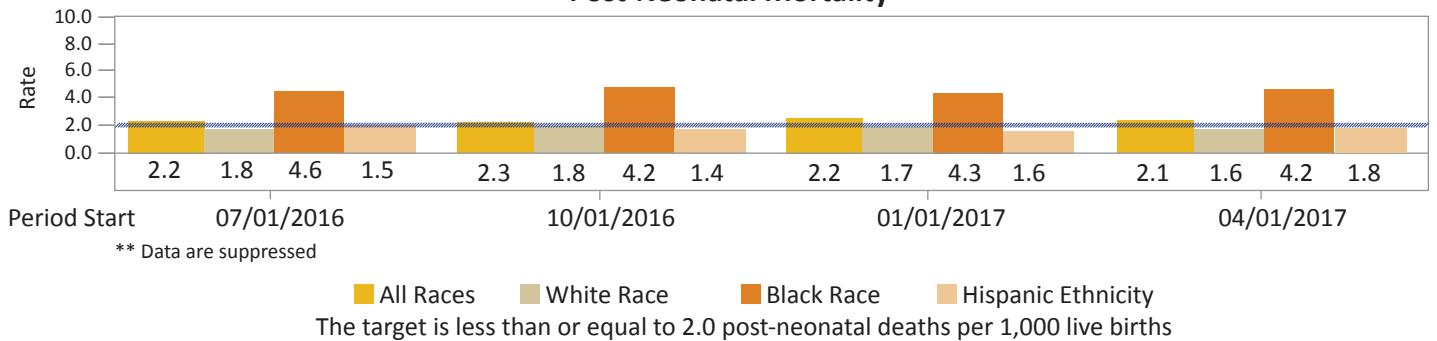


## Quarterly 12-month Trends (Percentage or Rate)

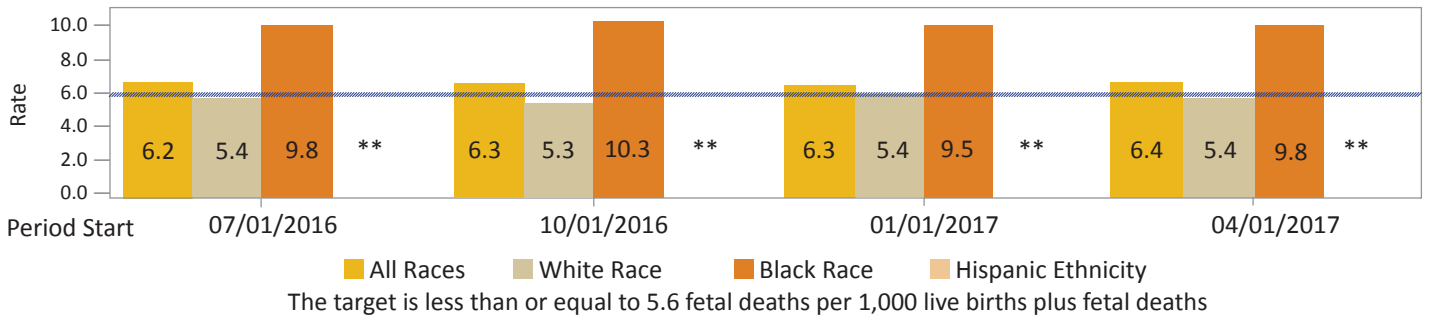
### Neonatal Mortality



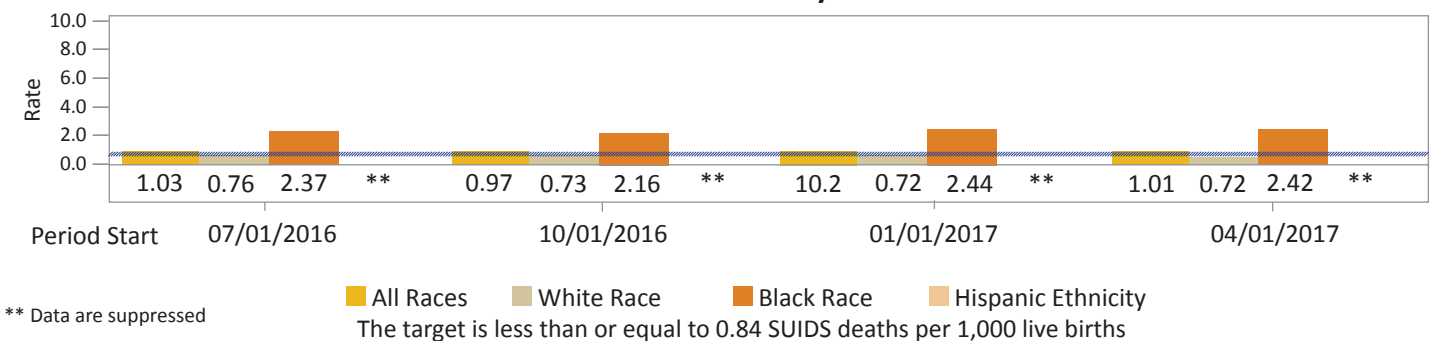
### Post-Neonatal Mortality



### Fetal Mortality



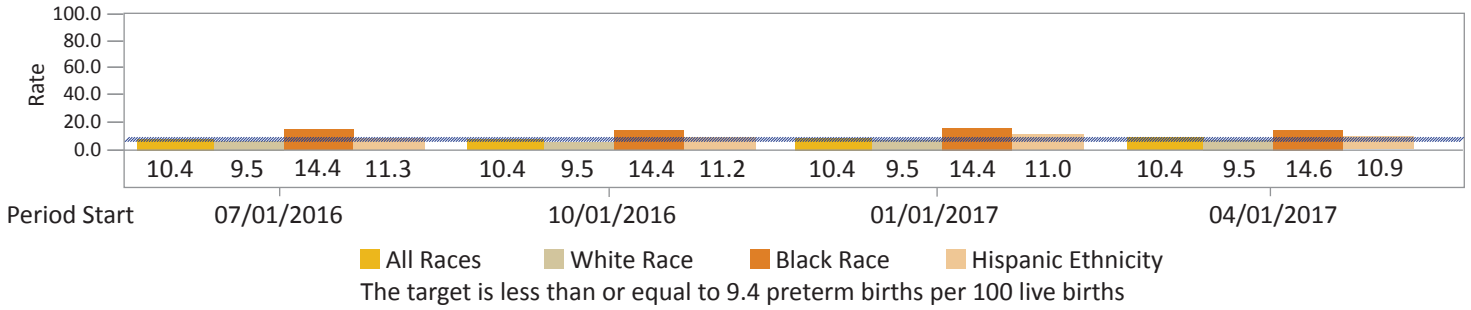
### SUIDS Mortality



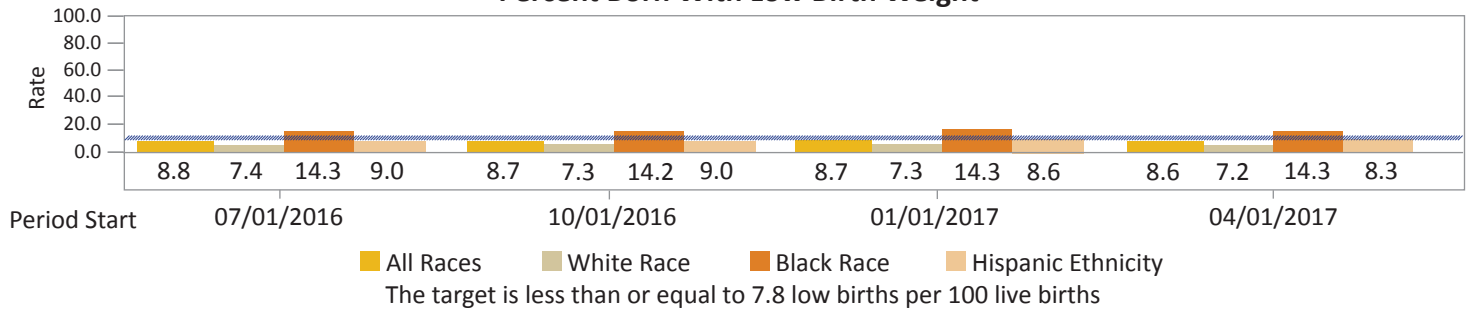
Source: Ohio Department of Health, Bureau of Vital Statistics birth, mortality, and fetal death files. All data files were updated as of 08/20/2018. All graphs are quarterly 12-month moving averages.



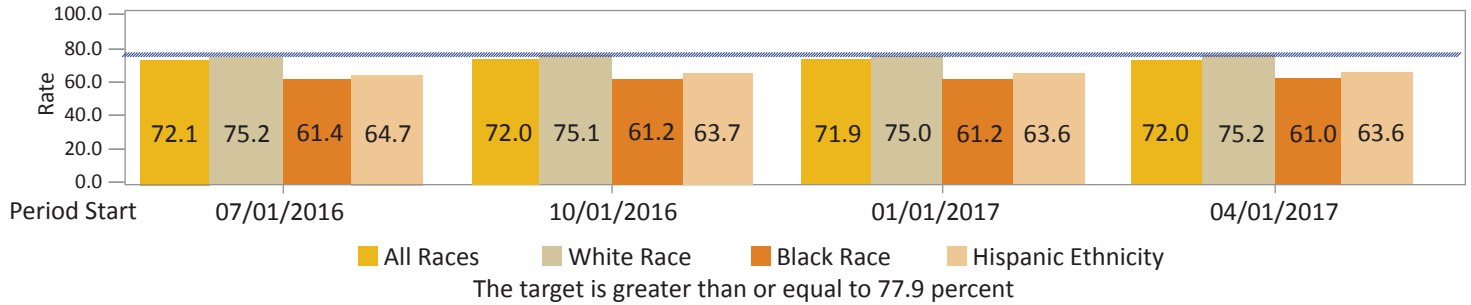
### Percent Born Preterm



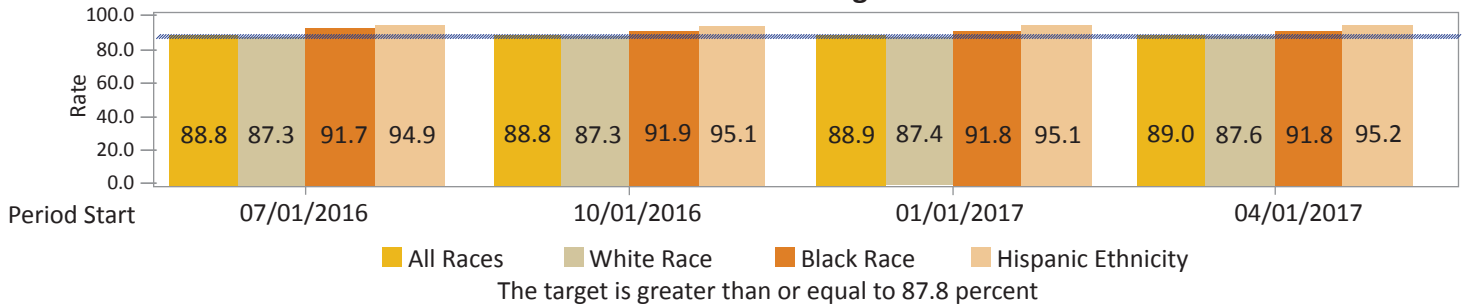
### Percent Born With Low Birth Weight



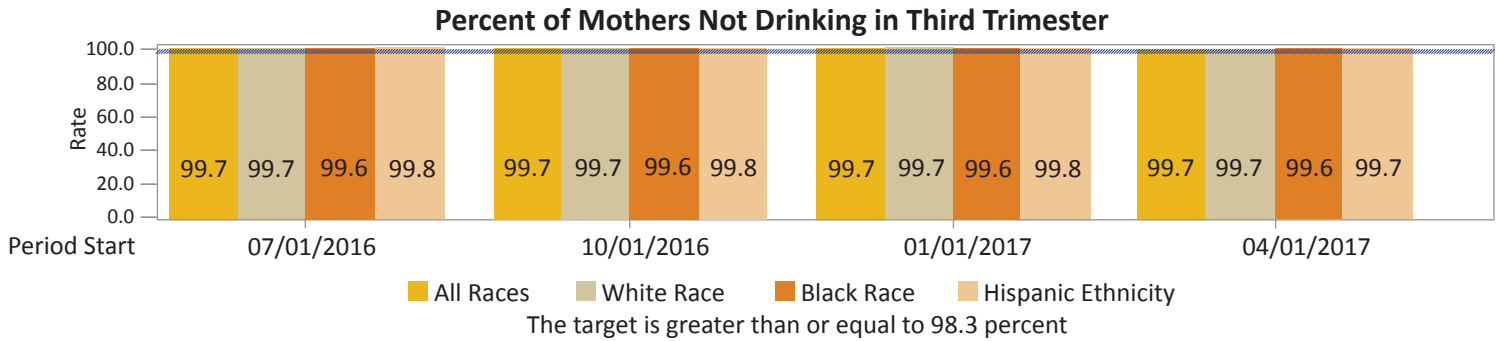
### Percent of Mothers Who Received Prenatal Care in First Trimester



### Percent of Mothers Not Smoking in Third Trimester



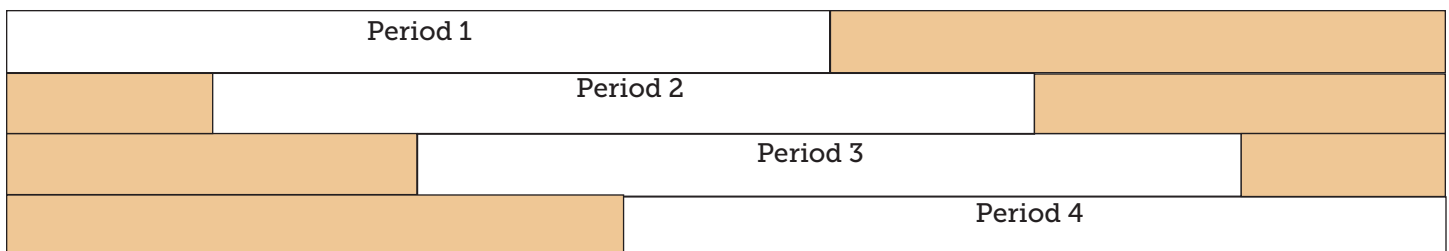
Source: Ohio Department of Health Vital Statistics birth, mortality, and fetal death files. All data files were updated as of 08/20/2018. All graphs are quarterly 12-month moving averages.



Source: Ohio Department of Health Vital Statistics birth, mortality, and fetal death files. All data files were updated as of 08/20/2018. All graphs are quarterly 12-month moving averages.

## Scorecard Definitions

**Rolling Quarterly 12-Month Period** – These are overlapping 12-month periods of time, lagged by three months each (one quarter). Twelve-month intervals were needed to improve statistical reliability.



**Ohio Resident** – For the Ohio Department of Health analyses, only Ohio resident mothers, or Ohio resident infant or fetal deaths are used.

**Race** – The mother’s reported race is used to group births, fetal deaths, the fetal portion of perinatal deaths and calculated fields based on births or births plus fetal deaths. The infant’s reported race is used to group the infant portion of perinatal deaths, infant, neonatal, post-neonatal, and SUIDS deaths. This is consistent with our annual infant mortality report.

**Mother** – An Ohio resident woman physically giving birth to the infant. One birth certificate from each set of plural births (twins, triplets, etc.) was selected to represent the data for that mother.

**Infant mortality** – Infant mortality is defined as the death of a live-born baby before his or her first birthday.

**Infant mortality rate** – Infant mortality rates presented by the Ohio Department of Health are calculated using the number of infant deaths in a specific year as the numerator and the number of live births within that same year as the denominator.

**Infant mortality target** – Healthy People 2020 Maternal, Infant, and Child Health objective 1.3: Reduce the rate of all infant deaths (within 1 year) to 6.0 or lower per 1,000 live births.

**Neonatal mortality** – Neonatal mortality is defined as the death of a live-born baby before he or she is 28 days of age.

**Neonatal mortality rate** – Neonatal mortality rates presented by the Ohio Department of Health are calculated using the number of neonatal deaths in a specific year as the numerator and the number of live births within that same year as the denominator.

**Neonatal mortality target** – Healthy People 2020 Maternal, Infant, and Child Health objective 1.4: Reduce the rate of neonatal deaths (within the first 28 days of life) to 4.1 or lower per 1,000 live births.

**Post-neonatal mortality** – Post-neonatal mortality is defined as the death of a live-born baby when he or she is from 28 days to less than 1 year of age.

**Post-neonatal mortality rate** – Post-neonatal mortality rates presented by the Ohio Department of Health are calculated using the number of post-neonatal deaths in a specific year as the numerator and the number of live births within that same year as the denominator.

**Post-neonatal mortality target** – The Healthy People 2020 Maternal, Infant, and Child Health objective 1.5: Reduce the rate of post-neonatal deaths (between 28 days and 1 year) to 2.0 or lower per 1,000 live births.

**Fetal death (stillbirth)** – The death prior to the complete expulsion or extraction from its mother of a product of human conception of at least 20 weeks of gestation, which after such expulsion or extraction does not breathe or show any other evidence of life such as beating of the heart, pulsation of the umbilical cord, or definite movement of voluntary muscles.

**Fetal mortality rate (stillbirth rate)** – The sum of fetal deaths, divided by the sum of all live births plus fetal deaths, reported per 1,000 live births plus fetal deaths.

**Fetal mortality target** – The Healthy People 2020 Maternal, Infant, and Child Health objective 1.1: Reduce the rate of fetal deaths at 20 or more weeks of gestation to 5.6 or fewer per 1,000 live births plus fetal deaths.

**SUIDS** – A sudden unexplained infant death is defined as the death of a live-born baby from ICD 10 causes beginning with R95, R99, or W75.

**SUIDS mortality rate** – The sum of deceased infants less than one year old from SUIDS, divided by the total number of live births, reported per 1,000 live births.

**SUIDS mortality target** – Healthy People 2020 Maternal, Infant, and Child Health objective 1.9: Reduce the rate of infant deaths from sudden unexpected infant death syndromes (includes SIDS, Unknown Cause, Accidental Suffocation, and Strangulation in Bed) to 0.84 deaths per 1,000 live births.

**Preterm birth** – A birth of less than 37 weeks of gestation (as based upon the obstetric estimate of gestation).

**Preterm percent** – The sum of preterm infants, divided by the sum of total number of live births, reported per 100 live births with known values for weeks of gestation. Unknown term infants are subtracted from the total of live births.

**Preterm birth target** – Healthy People 2020 Maternal, Infant, and Child Health objective 9.1: Reduce total preterm births (less than 37 weeks) to 9.4 percent or less.


**Low birthweight birth** – A birth of less than 2,500 grams of weight.

**Low birthweight percent** – The sum of low birth weight infants, divided by the sum of total number of live births, reported per 100 live births with known values for birth weight. Unknown birth weight infants are subtracted from the total of live births.

**Low birthweight target** – Healthy People 2020 Maternal, Infant, and Child Health objective 8.1 - Reduce low birth weight (LBW) of less than 2,500 grams to 7.8 percent or lower.

**Prenatal care received in first trimester** – A mother who reported receiving prenatal care in the first trimester.

**Prenatal care received in first trimester percent** – The sum of mothers receiving prenatal care in the first trimester, divided by the total number of mothers with a known value for month of prenatal care, reported per 100 mothers.



**Prenatal care received in first trimester target** – Healthy People 2020 Maternal, Infant, and Child Health objective 10.1: Increase the percent of women who receive prenatal care beginning in the first trimester to 77.9 percent or greater.

**Smoking abstinence in third trimester** – A mother who did not report smoking during the third trimester.

**Smoking abstinence in third trimester percent** – The sum of women who reported not smoking in the third trimester, divided by the sum of women who gave live birth, reported per 100 women with known values for smoking in the third trimester. Unknown third trimester smoking women are subtracted from the total of women giving live birth.

**Smoking abstinence in third trimester target** – State Health Improvement Plan 73: Reduce smoking in late pregnancy to 16.3 percent or less; increase smoking abstinence in the third trimester to 87.8 percent.

**Alcohol abstinence in third trimester** – A mother who did not report drinking during the third trimester.

**Alcohol abstinence in third trimester percent** – The sum of mothers who did not report drinking in the third trimester, divided by the sum of women who gave live birth, reported per 100 women with known values for drinking in the third trimester. Unknown third trimester drinking women are subtracted from the total of women giving live birth.

**Alcohol abstinence in third trimester target** – Healthy People 2020 Maternal, Infant, and Child Health objective 11.1: Increase abstinence from alcohol among pregnant women to 98.3 percent or greater or decrease drinking among pregnant women to 1.7 percent or less.

**Resident birth** – An infant born of a mother who resided in Ohio at the time of birth. The Ohio Department of Health reports birth statistics based on resident births.

**Resident death** – An infant who resided in Ohio at the time of death. The Ohio Department of Health reports mortality statistics based on resident deaths.

**Occurrence birth** – Any birth in Ohio. The Ohio Department of Medicaid reports its birth coverage based on Ohio occurrence births.

**Occurrence death** – Any death in Ohio. The Ohio Department of Medicaid reports its death coverage based on Ohio occurrence deaths.

**Data Suppression** – When the difference between the number of specific events (e.g., births with low birthweight) and the total number of events (e.g., all births) is less than 10 or the number of events is less than 10, the statistics are suppressed due to instability or confidentiality requirements.